



Modular distribution manifold for closed loop design only

1" / DN 25


USE in closed loop design. Modular design distribution manifolds allow parallel connection of multiple Zone Modules in order to customize any installation. Available in 2- to 6-sectional designs, for connection of 2 to 9 heating zones they simplify installation, extremely shorten assembly time, providing cost and time savings. Union connections make mounting of

Zone Modules to the manifold fast and easy. Supply and return chambers of the manifold are thermally divided. Add-on manifold modules allows trouble-free connection of additional heating circuits to an existing system. No special piping, just 2 connections and your installation is complete.

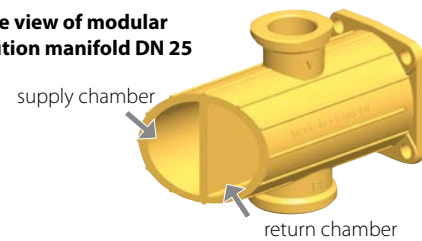
Your advantages:

Heating distribution manifold DN 25 / 1"
Modular design, for outputs up to 80 kW / 273 MBH
per boiler connection

- completely made of brass
- completely pre-assembled
- completely insulated with EPP
- extremely low resistance, free flow diameter = 36 mm / 1 13/32"
- up to six pre-assembled manifold modules available
- multiple connection of the boiler possible, for larger power outputs



Inside view of modular distribution manifold DN 25



TECHNICAL DATA Zone Module DN 25

Dimension	DN 25 - 1"	
Materials	Fittings	Brass
	Gaskets	EPDM / NBR
	Insulation	EPP
Technical data	Max. pressure	5 bar
	Max. temperature	110 °C / 230 °F
	CV value	12.5
Connections	For heating circuits	1" PAW flange for 1 1/2" nut (top)
	For boilers	1" female x 1 1/2" male - flat-sealing (bottom) 2 x for boiler connection, rest plugged
	On the side	3/4" female, plugged for safety group and expansion tank
Dimensions	Center distance	125 mm / 4 29/32"
	Installation height	100 mm / 3 15/16"
	Height of insulation	128 mm / 5 1/2"

Width of the distribution manifold incl. insulation see item list below

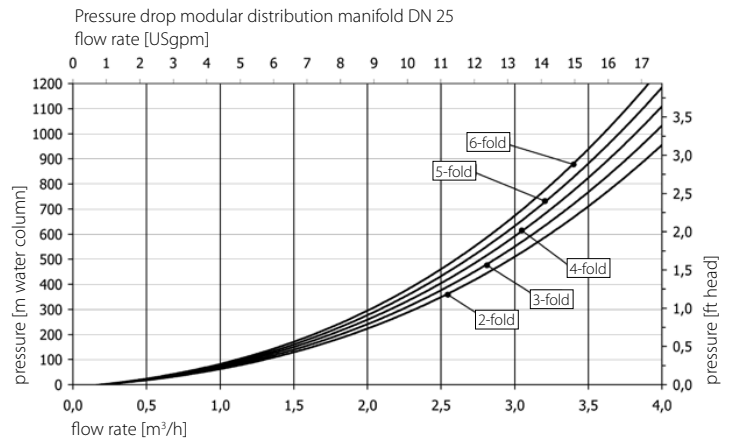


Illustration	DN	Options	Item #
	MV DN 25 1"	MV 2 modular distribution manifold 2-fold for connection of up to 3 heating circuits Width incl. insulation: L = 580 mm / 22 27/32"	3412 NA
		MV 3 modular distribution manifold 3-fold for connection of up to 5 heating circuits Width incl. insulation: L = 830 mm / 32 11/16"	3413 NA
		MV 4 modular distribution manifold 4-fold for connection of up to 7 heating circuits Width incl. insulation: L = 1.080 mm / 42 17/32"	3414 NA
		MV 5 modular distribution manifold 5-fold for connection of up to 9 heating circuits Width incl. insulation: L = 1.330 mm / 52 3/8"	3415 NA
		MV 6 modular distribution manifold 6-fold for connection of up to 11 heating circuits Width incl. insulation: L = 1.580 mm / 62 7/32"	3416 NA

Assembly accessories for distribution manifold

1" / DN 25

Adaptor set for conversion

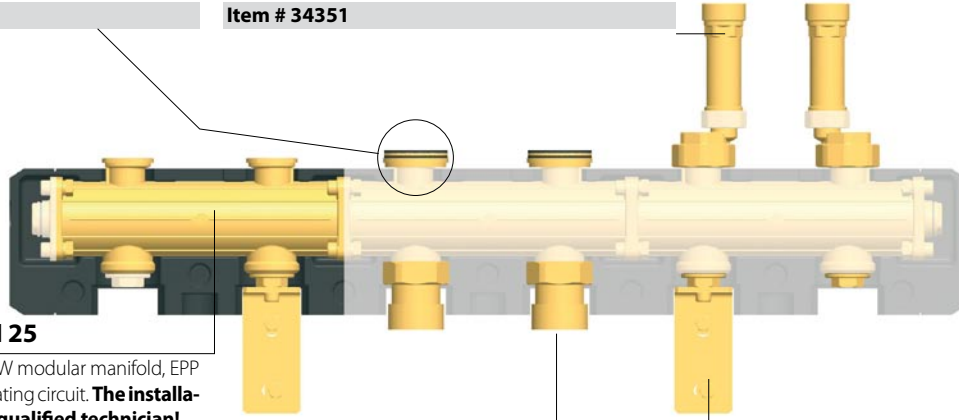
For installation of zone modules DN 32 on modular distribution manifold DN 25, spacer ring set for union nut 2" female on PAW flange, brass, with special seals, flat-sealing.

Item # 3436

Reducer set

For installing zone modules DN 20 on modular distribution manifold DN 25, adaptor set 1 1/2" male, flat-sealing with nut on 3/4" PAW flange, reduction of the center distance from 125 mm / 4.92" to 90 mm / 3.54", distance pipe 1" female x 1" male flat-sealing, brass, with seals. The required union nuts 1" female has to be taken from the heating circuit!

Item # 34351



Extension module DN 25

For the extension of existing PAW modular manifold, EPP insulation is integrated in the heating circuit. **The installation may only be made by a qualified technician!**

Item # 3411

Screw flange set DN 25 on 1 1/4" female

For modular distribution manifold DN 25 and modular heating circuit DN 25, extension of the inlet connection from DN 25 to DN 32-1 1/4" female. Connections: nut 1 1/2" NPT female flat-sealing-1 1/4" female.

Item # 3434 NA

Wall bracket set

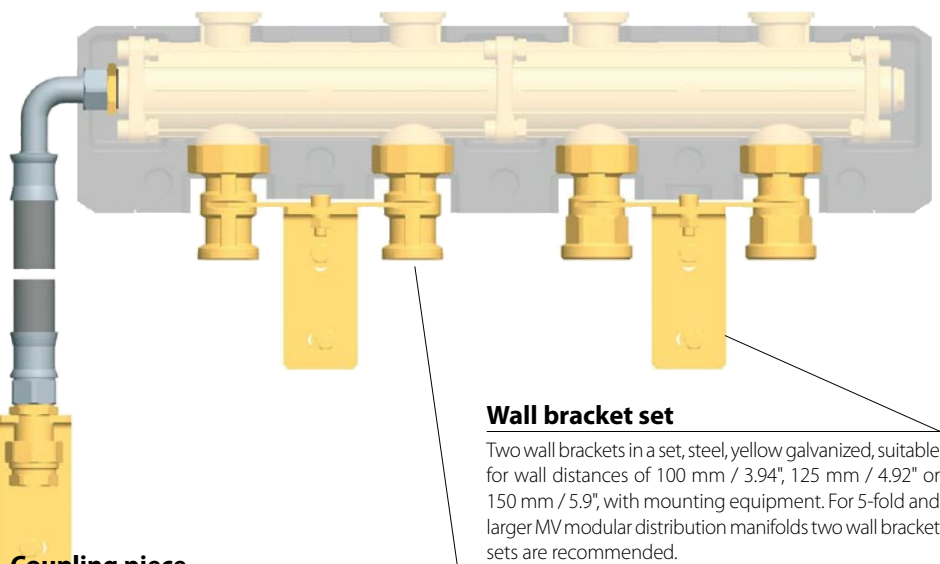
Two wall brackets in a set, steel, yellow galvanized, suitable for wall distances of 100 mm / 3.94", 125 mm / 4.92" or 150 mm / 5.9", with mounting equipment. For 5-fold and larger MV modular distribution manifolds two wall bracket sets are recommended.

Item # 3421

Connection kit for the expansion tank

3/4" connection coupling for expansion tank, armored hose 3/4" x 700 mm / 27.56", double nipple 3/4", with wall bracket + mounting equipment for tanks with **max. diameter of 440 mm / 17.32"**.

Item # 7507



Coupling piece for flow down assembly DN 25

For installing a modular heating circuit under a distribution manifold. **Please note:** when using wall brackets an additional mounting plate for installing a MV2 2-fold modular distribution manifold is necessary (Item # 3425).

Item # 34241

Wall bracket set

Two wall brackets in a set, steel, yellow galvanized, suitable for wall distances of 100 mm / 3.94", 125 mm / 4.92" or 150 mm / 5.9", with mounting equipment. For 5-fold and larger MV modular distribution manifolds two wall bracket sets are recommended.

Item # 3421

Mounting plate DN 25

For installation under a modular distribution manifold and for attaching wall brackets. Necessary when all lower outlet connections are occupied.

Item # 3425